



使用指南-使用者版



目 錄

單元一、帳號啟用方式.....	2
單元二、更改帳號資訊和密碼.....	6
單元三、更改平台設定選項.....	7
單元四、上傳比對文稿.....	9
單元五、分享資料夾.....	12
單元六、解讀比對報告-文件檢視模式.....	13
單元七、解讀比對報告-純文字模式.....	17
單元八、常見問題 Q&A.....	21



單元一、帳號啟用方式

請先向管理者申請 iThenticate 帳號，需提供部門/姓名/email，您將會收到以下啟用通知信：

<英文啟用通知信範本>

From: noreply@ithenticate.com [mailto:noreply@ithenticate.com] ↵
Sent: Thursday, August 14, 2014 7:09 PM↵
To: Tracy Huang
Cc: sales@ithenticate.com↵
Subject: Account created for "XXXXX University" ↵
↵
Welcome Tracy Huang
↵
Your iThenticate account has been created.↵
↵
Your account has a start date of 2014-08-18 and will be active until 2014-09-18.↵
↵
To begin using iThenticate please visit↵
↵
https://app.ithenticate.com/en_us/login↵
↵
You will log in using the following information:↵
↵
Login: tracy.huang@xxxxx.com
Password: Sycusaemare↵
↵
You will be required to change this password when you log in.↵
↵
For help getting started with iThenticate log into your account and click on the Help button at the top right of the page.↵
↵
Thanks for signing up!↵
↵
iThenticate Support Team↵
ithsupport@ithenticate.com↵

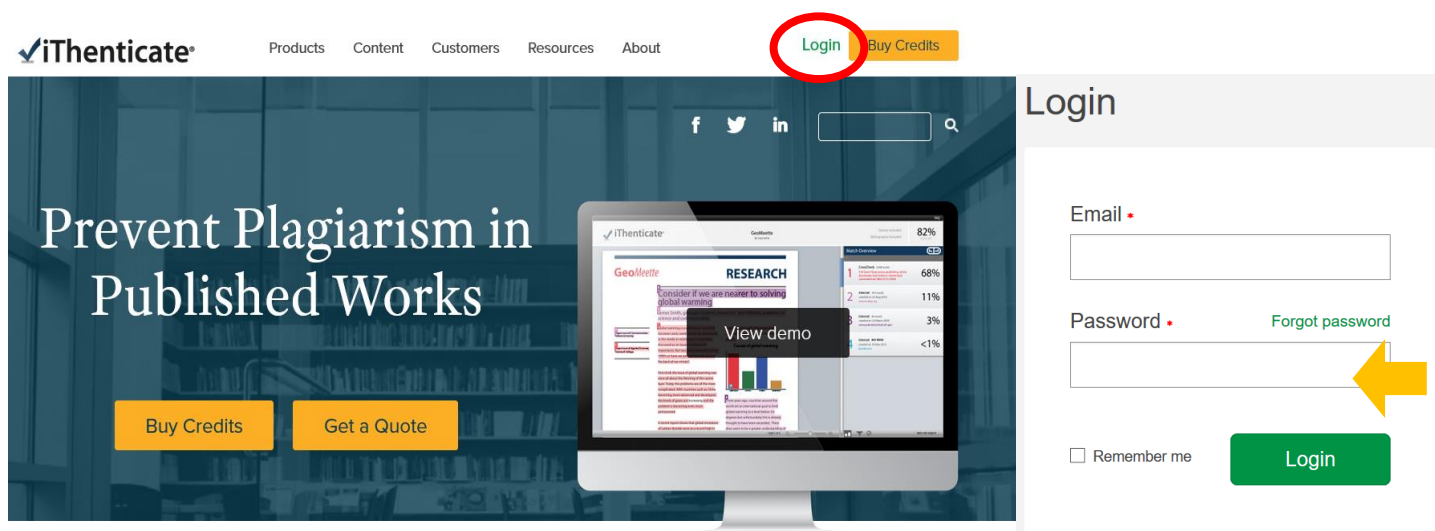


<中文啟用通知信範本>



步驟 1: 登入網址: www.ithenticate.com，於右上角點選 [Login]

步驟 2: 依序輸入 Email 和信件中的一次性密碼，然後按 [Login]



步驟 3: 登入後，系統會顯示使用者協議，瀏覽後若您同意請點選「我同意這些條款」並按 [提交]

iThenticate

您必須先同意這些條款才能繼續。

重要通知：

本網站和相關服務均按照此條款和條件提供。請仔細閱讀以下資訊。您繼續使用本網站則表示您同意接受以下條款與條件的約束。如果您不同意本條款與條件，請立即離開此網站。

iThenticate (本“網站”)及其服務由 iParadigms 有限責任公司 (“iParadigms”) 進行維護，並在您 (“您”或“使用者”) 接受此處所列未經改動的條款、條件以及通知 (“使用者協議”) 的前提下向您提供上述網站與服務。透過按一下下方的“我同意這些條款”按鈕並提交此表格，您：(1) 表示您已閱讀並理解，並且有能力和權利達成此使用者協定；以及 (2) 同意接受其所有條款與條件的約束。您應仔細檢查此使用者協定。如果您違反使用者協議，您使用本網站的權利可能自動終止。

服務範圍

本網站提供特定的軟體 (“得到許可的程式”)、文件編制及服務、以及其他內容、資料、影像、資訊與其他材料 (統稱“服務”)，允許授權的機構 (“客戶機構”) 和個人 (“客戶”) 檢查文字成果是否與網際網路可用資源和 iParadigms 自己專有的資料庫之間存在可能的文字相符。

我已閱讀以上條款與條件並

我同意這些條款

我不接受以上條款

[提交](#)

隱私政策 | 使用政策 | 支援 | 擴充 | 聯絡

版權 © 1998-2018 Turnitin 有限責任公司。保留所有權利。

步驟 4: 「目前密碼」處請輸入系統啟用通知信上的一次性密碼；「新密碼」處請重新設定您的專屬密碼，密碼至少需要 9 個字元，包含英文字母與數字。按下 [更改密碼] 完成設定

重設密碼

在繼續下一步之前，您必須更改密碼。

輸入您現在的密碼

目前密碼 *

..... **請輸入系統寄送歡迎信上的一次性密碼** ✓

選擇一個新密碼

新密碼 *

..... **至少需要9個字元，包含英文字母與數字** ✓

重新輸入您的新密碼

確認新密碼 *

..... ✓

[更改密碼](#)

***小提醒：**若忘記密碼或登入時出現錯誤提示，請於首頁登入處點選 [Forget password]，再輸入當初申請 Email 信箱，系統將重設密碼給您。



Login

Email •

Password • [Forgot password](#)

Remember me

Don't have an account? [Sign Up](#)



Forgot Your Password?

We'll send you instructions on how to reset your password.

Email •

[Back to login page](#)

Need help? Email ithsupport@ithenticate.com



單元二、更改帳號資訊和密碼

1. 登入 iThenticate 後,在主畫面上方工具列,請點選[Account Info]更改帳號資訊



2. 請在下方欄位輸入使用者基本聯絡資訊、密碼,新的帳密一旦更改,將立即生效

 Account Settings

若為方便貴單位管理，建議可改設定如下：

My Profile

First Name .
 建議輸入完整中文/英文名字

Last Name .
 建議輸入所屬部門名稱或是身分別[院別/系所部門/老師/博碩士]

E-Mail .
 建議輸入使用者的機構電子郵件信箱

Upload a photo
 未選擇檔案 .

Current Password
 輸入原始密碼輸入新密碼

Change Password
 再次輸入新密碼

Confirm Password
 輸入新密碼

***小提醒**：新密碼至少需要 9 個字元，包含英文字母與數字。



單元三、更改平台設定選項

在上方工具列，請點選[Settings]，在[General 綜合]頁籤下，可以選擇平台語言，共 12 種語言選擇，預設值為英文，可選擇[繁體中文]，按下[Update Settings 更新設定]套用新設定。

在[Documents 文件]頁籤下,可以設定檔案排序方式和更改分數顏色百分比。

檔案排序方式:分別可按檔案[處理日期/文件標題/相似度分數/文件作者]去做排序;

更改分數顏色百分比:當相似報告% 超過某一百分比,將會由黑色變橘色作提醒



在[Reports 報告]頁籤下,管理者可以設定相似報告是否要作提醒警示,詳細設定請自行參考下方:

設定

綜合 文件 報告

電子郵件通知

報告超出下方指定的閾值時,使用這些設定接收通知。您可以為相似度報告和內容追蹤報告設定不同的閾值。只有當報告超出您在下方所設閾值時,才會向您傳送電子郵件。

選擇向您傳送報告(如果有)的頻率
傳送報告的頻率不得超過

一天一次

相似度分數超過此百分比時傳送通知。
相似度報告閾值

不要通知我

至少有一個來源與此百分比相符時傳送通知。
內容追蹤報告閾值

不要通知我

選擇檢視報告時初次打開的報告類型
默認報告視圖

相似度報告

相似度報告可以使用顏色代碼幫助檢視相符
顏色代碼報告

是
 否

可用文件存儲庫

將把文件與這些儲存庫進行對比。您可以透過調整各個資料夾的設定來選擇儲存庫的子集。

- Crossref
- Crossref Posted Content
- 網際網路
- 出版物

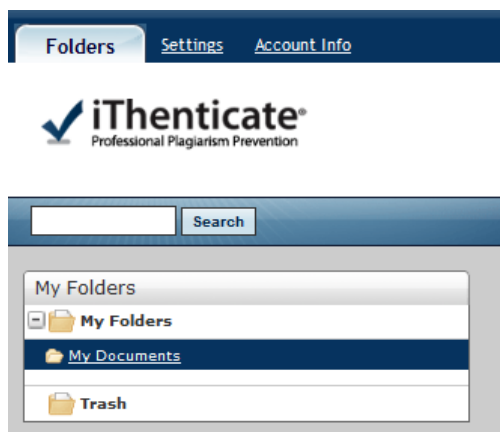
更新設定 取消



單元四、上傳比對文稿

步驟1: 登入後，左側會看到您專屬的文件櫃 [My Folders 我的資料夾] 和檔案夾 [My

Documents 我的檔案]



步驟 2: 如果您想新增新的文件夾或文件群組，可以在右側下方點選 [New Folder 新資料夾] 及

[New Folder Group 新資料夾群組] 去命名新增資料夾



建立新資料夾 ← 返回資料夾

資料夾群組
我的資料夾

資料夾名稱 *

勾選以從提交至本資料夾的文件對比中排除引用的內文

不含引用資料

勾選以從提交至本資料夾的文件對比中排除參考書目

不含參考書目

勾選以從提交至本資料夾的文件對比中排除與本資料夾（或與您的帳戶）相關的詞句

排除詞句

勾選以從位於所設字數的報告中排除相符情況

排除小型相符結果

勾選以從報告中排除低於設定閾值的來源

排除小的來源

排除章節：

勾選以從提交至本資料夾的文件對比中排除摘要

摘要

勾選以從提交至本資料夾的文件對比中排除方式與內容章節，包括其變化形式：方式、方式、內容與方式

方式和內容

限制查詢至這些儲存庫 *

提交至本資料夾的文件將搜尋已檢查的儲存庫。

Crossref

Crossref Posted Content

網際網路

出版物



步驟 3: 選擇左側[My Documents]資料夾後，於右側[提交一份文件]點選上傳檔案:



1. Upload a File 上傳檔案: 逐次上傳單一檔案

2. Zip File Upload 壓縮檔案上傳: 上傳壓縮檔

3. Cut & Past 剪貼: 上傳剪貼文章

上傳檔案格式限制:

1. 每一檔案需小於 100 MB

2. 文件頁數最多至 400 頁

3. 文字內容至少要有 20 字以上

4. 純文字內容不可超過 2 MB

5. 壓縮檔最多容許 200MB or 1000 檔案

6. 文件支援格式:

Word, Text, PostScript, PDF, HTML, Word Perfect WPD,

OpenOffice ODT, RTF, Hangul HWP

步驟4: 選取文稿上傳方式後，依序輸入文件標題、作者姓名等，上傳檔案後，點選[Upload上傳]



步驟5：回到文件夾後，在Report 看到百分比，即表示比對報告已產出

中文 文件 分享 設定 第 1 頁，共 1 頁

標題	報告	作者	已處理 ↓	操作
博典翻譯家 1 part - 8,237 words	9%	Tanya Lin	2016年3月25日 下午4:38:30	
華之精進生物 1 part - 8,437 words	6%	Tanya Lin	2016年3月12日 上午12:42:30	
臺灣民間網路媒體之調查研究 1 part - 8,132 words	96%	Tanya Lin	2016年3月12日 上午12:23:26	
臺灣大學圖書館多學科跨領域應用效益分析研究 1 part - 10,218 words	10%	Tanya Lin	2016年3月11日 下午11:53:16	
平假電腦維修 1 part - 898 words	7%	Tanya Lin	2015年4月27日 下午10:04:55	

第 1 頁，共 1 頁

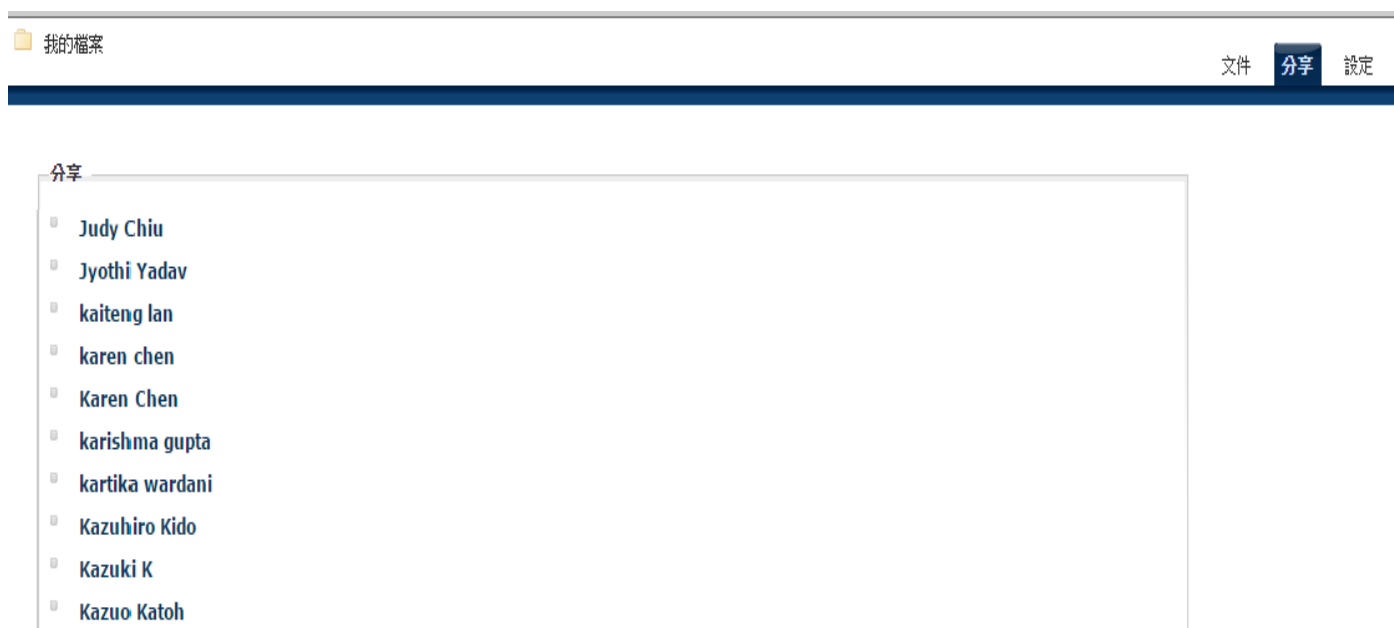
按下 可刪除文稿， 則可重新編輯文稿標題與作者姓名



單元五、分享資料夾

請先點選欲分享給其他人的資料夾名稱後,再點選右邊的[分享]頁籤,勾選欲要分享的人名,即可分享該資料夾

(備註:若使用者有需要分享資料夾功能, 必須先請管理者將此功能開啟)



The screenshot shows a web interface for sharing a folder. At the top left, there is a folder icon and the text "我的檔案". At the top right, there are three tabs: "文件", "分享" (which is active), and "設定". Below the tabs, there is a section titled "分享" containing a list of users with checkboxes next to their names:

- Judy Chiu
- Jyothi Yadav
- kaiteng lan
- karen chen
- Karen Chen
- karishma gupta
- kartika wardani
- Kazuhiro Kido
- Kazuki K
- Kazuo Katoh



單元六、解讀比對報告-文件檢視模式(Document Viewer)

2016年08月16日 09:28AM 4160 個字 • 157 相符 • 79 來源

iThenticate 2003doc 包括的可信 44% 包括參考書目

上傳文稿原文





相似內容總覽

Rank	Source	Similarity
1	Crossref 289 個字 Liu, X.H., "Heat and mass transfer model of cross flow li... d desiccant air dehumidifier/regenerator", Energy Conver...	5%
2	Crossref 97 個字 Kim, Min-Hwi, Joon-Young Park, and Jae-Weon Jeong. "... mplified model for packed-bed tower regenerator in a liquid	2%
3	Crossref 95 個字 Liu, X.H., "Analytical solution of combined heat and mass tr ansfer performance in a cross-flow packed-bed de...	2%
4	Crossref 88 個字 Luo, Yimo, Hongxing Yang, and Lin Lu. "Dynamic and m... oscopic simulation of the counter-current flow in a liquid de	2%
5	網際網路 89 個字 於 2016年05月24日 線上進行 ecommons.usask.ca	2%
6	Crossref 81 個字 Rahimi, Amir, and Davoud Babakhani. "Mathematical mod eling of a packed-bed air dehumidifier: The impact of emj ...	2%
7	Crossref 73 個字 Koronaki, I.P., R.I. Christodouleki, V.D. Papaefthimiou, and E.D. Rogdakis. "Critical review of coupled heat and mass tr	1%
8	Crossref 63 個字 Hesamoddin, "Study of the Heat and Mass Transfer in a Dehumidification of Liquid Desiccant Applied Mech	1%

相似來源清單

5 4 3

文件檢視工具畫面說明(左欄為上傳文稿原文，右欄為相似來源清單)：

- (1) 原創性比對結果，數字越大表示相似度越高(亦即原創性越低)，數值來自下方比對資源的加總(偶有小誤差係因小數位進位)；
- (2) 依照不同的來源，系統會將原文以不同顏色標示
(例：左欄紫字部分與右欄紫字資源內文重複)；
- (3) 切換至純文字報告檢視模式；
- (4) 由左而右依序為
 - a.  檢視來源-即畫面上方比對資源清單；
 - b.  篩選條件設定-將引用、參考書目以及小型相似度篇幅的定義作進階設定；
 - c.  顯示和排除特殊來源設定；
- (5) 可  下載PDF 格式的原創性報告。



[瀏覽比對來源]

滑鼠點選左邊視窗有數字符號,會彈跳出一小視窗,可互相對照相似處內容

The screenshot shows the iThenticate software interface. The main window displays a document with several paragraphs of text. A red circle highlights a small icon (a number '3') next to a highlighted sentence: "Packing is placed inside the dehumidifier to enlarge the heat and mass transfer area between the air and liquid desiccant. The liquid desiccant flows from the top and air is introduced into the dehumidifier from the left." To the right, a sidebar titled "相符內容總覽" (Summary of Similar Content) lists 8 search results with their respective similarity percentages. The top result is 5%, and the others range down to 1%.

[排除設定]


1. 滑鼠點選 , 勾選不含[引用資料]或是[參考書目]或是輸入某字數以下或是某%以下小型相符結果, 皆不列入相似度%計算:


(1) [不含引用資料]: 支援排除 "...", «...», „...“, <...>, 『...』, 「...」; 不支援以下如: '...'

(2) [不含參考書目]: 排除以「Reference」、「參考文獻」、「參考書目」此字為標題開始的書目章節。

(3) [排除比下列數值還小的來源]:

來源若少於總字數 XX 或是 XX%, 相似報告就忽略不計算。

在<所有資源>  報告: 只顯示高於(含)XX 字或 XX%來源

在<相符內容總覽>  報告: 無法明確只顯示高於 XX 字或 XX%來源, 因為相似來源可能含有彼此重複字詞, 會影響到%計算的呈現方式

(4) [不含少於此數目的相符結果]:

被標註的套色段落文字少於 XX 字, 相似報告就忽略不計算。

2. 亦可排除文章以[Abstract]為標題的摘要段落內容; 或是排除文章中以[Method(s) / Material(s)]為標題的方法/材料內容。



2016年08月16日 09:33AM 2487 個字 • 0 相符 • 46 來源 常見問題

iThenticate® word2003-2 包括的引述 54% 包括參考書目 類似

相符內容總覽


Rank	Source	Percentage
1	Crossref 295 個字 Wang, Zhiqiang, Jingjing Pei, and Jianshun Zhang. "Catalytic oxidation of indoor formaldehyde at room temperature -- Eff	10%
2	網際網路 164 個字 於 2009年02月02日 緩慢進行 ai.uga.edu	6%
3	Crossref 158 個字 Shiue, A.. "Vapor adsorption characteristics of toluene in an activated carbon adsorbent-loaded nonwoven fabric media fo	6%
4	Crossref 149 個字 Yu, C. W. F., and J. T. Kim. "Photocatalytic Oxidation for Mitigation of Indoor Environmental Quality", Indoor and Built En	5%
5	Crossref 132 個字 Kastner, James R., Keehav C. Das, Cheng Hu, and Ron McClendon. "Effect of pH and Temperature on the Kinetics of Odor	5%
6	出版物 31 個字 Kastner, James R., Das, Keehav C. Hu, Che. "Effect of pH and temperature on the kinetics of odor oxidation using chlorin	1%
7	Crossref 13 個字 J. R. Kastner, J. C. Hu, K. C. Das, and R. McClendon. "KINETICS AND MODELING OF ODOR OXIDATION USING C	<1%

篩選條件與設定

- 不含引用資料
- 不含參考書目
- 排除比下列數值還小的來源:
 - 字
 - 5 %
 - 不要因大小而排除
- 不含少於此數目的相符結果:
 - 字
 - 不要排除
- 排除章節:
 - 摘要
 - 方式和內容
 - 包括變動: 方式 (僅), 方式 (單), 內容, 內容和方式

套用變更

[排除某特定相似來源]

步驟 1: 滑鼠點選某一相似處來源,  ; 步驟 2: 點選[不含來源]; 步驟 3: 勾選欲排除的來源選項

2016年08月16日 09:28AM 4100 個字 • 157 相符 • 70 來源 常見問題

iThenticate® 2003doc 包括的引述 44% 包括參考書目 類似

相符內容總覽

Rank	Source	Percentage
1	Crossref 289 個字 Liu, X.H., "Heat and mass transfer model of cross flow liquid desiccant air dehumidifier/regenerator", Energy Conversi	5%
2	Crossref 97 個字 Kim, Min-Hwi, Joon-Young Park, and Jae-Weon Jeong. "Simplified model for packed-bed tower regenerator in a liquid	2%
3	Crossref 95 個字 Liu, X.H., "Analytical solution of combined heat and mass transfer performance in a cross-flow packed bed liquid desiccant	2%
4	Crossref 88 個字 Luo, Yimo, Hongxing Yang, and Lin Lu. "Dynamic and multi-scale simulation of the counter-current flow in a liquid de	2%
5	網際網路 88 個字 於 2016年05月24日 緩慢進行 ecommons.usask.ca	2%
6	Crossref 81 個字 Fahimi, Amir, and Davoud Babakhani. "Mathematical modeling of a packed-bed air dehumidifier: The impact of em	2%
7	Crossref 73 個字 Koronaki, I.P., R.I. Christodoulaki, V.D. Papaefthimiou, and E.D. Rogdaki. "Critical review of coupled heat and mass tr	1%
8	Crossref 63 個字 Salarijan, Hesamoddin. "Study of the Heat and Mass Transfer in a Dehumidification of Liquid Desiccant", Applied Mech	1%



2016年08月16日 09:28AM 4160 個字 • 6 相符 • 70 來源 常見問題

iThenticate 2003doc 經由 蘇老師 北科 包括的引述 44% 類似

87 non-linear coupled first-order differential governing equations. They created mass of
 88 condensation of the air and dehumidification effectiveness to monitor performance of
 89 a dehumidifier, and also cre
 90 effectiveness to monitor perf
 91 dehumidifier. Niu (2012) deriv
 92 two dimensional mathematica
 93 mass transfer in an air dehum
 94 experimental findings. Bassoni (20
 95 model of energy, and mass ba
 96 solution in a cross-flow liquid
 97 their experimental data desc

相符處分析

5 網際網路 89 個字 2%
 於 2016年05月24日 緩慢進行
 ecommons.usask.ca

符合 1 中的 6

- 網際網路 - 2 個來源 89 個字 2%
 於 2016年05月24日 緩慢進行
 ecommons.usask.ca
- https://ecommons.usask.ca/bitstream/handle/10388/ETD... 1%
- https://ecommons.usask.ca/bitstream/handle/10388/ETD... 1%
- Crossref 36 個字 1%
 Abdel-Salam, Ahmed H., and Carey J. Simonson. "State-of
 -the-art in liquid desiccant air conditioning equipment an ...
- Crossref 36 個字 1%
 Liu, X.H., "Handling zone dividing method in packed bed ...
 quid desiccant dehumidification/regeneration process", En
- Crossref 34 個字 1%
 Christodoulaki, Roza I., Emmanuil D. Rogdakis, and Irene
 P. Koronaki. "Hybrid Liquid Desiccant/Vapour Compressio
- 網際網路 34 個字 1%
 於 2016年03月23日 緩慢進行
 www.sersc.org

排除 (2) 取消

重新計算原創性分數

相符處分析

5 網際網路 89 個字 2%
 於 2016年05月24日 緩慢進行
 ecommons.usask.ca


符合 1 中的 6

- 網際網路 - 2 個來源 89 個字 2%
 於 2016年05月24日 緩慢進行
 ecommons.usask.ca
- https://ecommons.usask.ca/bitstream/handle/10388/ETD... 1%
- https://ecommons.usask.ca/bitstream/handle/10388/ETD... 1%
- Crossref 36 個字 1%
 Abdel-Salam, Ahmed H., and Carey J. Simonson. "State-of
 -the-art in liquid desiccant air conditioning equipment an ...
- Crossref 36 個字 1%
 Christodoulaki, Roza I., Emmanuil D. Rogdakis, and Irene
 P. Koronaki. "Hybrid Liquid Desiccant/Vapour Compressio
- Crossref 34 個字 1%
 Liu, X.H., "Handling zone dividing method in packed bed ...
 quid desiccant dehumidification/regeneration process", En
- 網際網路 34 個字 1%
 於 2016年03月23日 緩慢進行
 www.sersc.org

不含來源

純文字報告

[還原排除設定]

滑鼠點選右下角 , 勾選欲還原之前排除來源選項, 即可還原回來之前排除選項


iThenticate 2003doc 經由 蘇老師 北科 包括的引述 44% 類似

88 a dehumidifier, and also created m
 90 effectiveness to monitor performanc
 91 dehumidifier. Niu (2012) derived the
 92 two dimensional mathematical mod
 93 mass transfer in an air dehumidifier, t
 94 experimental findings. Bassoni (20
 95 model of energy and mass balances

排除來源

- 網際網路
 https://ecommons.usask.ca/bitstream/handle/10388/ETD-2015-09-221
 1/ABDEL-SALAM-DISSERTATION.pdf?isAllowed=y&sequence=8
- 網際網路
 https://ecommons.usask.ca/bitstream/handle/10388/ETD-2014-02-14/...
 1/GHADIRI-MOGHADDAM-DISSERTATION.pdf?isAllowed=y&sequenc

還原 (1) 還原所有一切



頁數: 4 之 20 純文字報告



單元七、解讀比對報告-純文字模式(Text-Only Report)

The screenshot displays the iThenticate Professional Plagiarism Prevention interface. At the top, it shows the document name '2003.doc', the date and time '截至: 2016年8月16日 上午9:30:21', and the results '4,160 words - 157 matches - 80 sources'. A similarity index of 44% is prominently displayed in a yellow box. The left sidebar contains a navigation menu with options: '摘要報告', '相似度報告', '內容追蹤', '摘要報告', and '最大相符'. The main content area shows a list of sources with their respective word counts and similarity percentages. The right sidebar includes filter options: '不含引用資料', '不含參考書目', '排除小的來源', and '排除小型相符結果', along with a print button. Numbered callouts (1-6) indicate key features: 1. Similarity index, 2. Source list items, 3. Filter buttons, 4. File viewer button, 5. Report menu, and 6. Print button.

純文字檢視模式畫面說明(左欄為上傳文稿原文，右欄為相似來源清單)：

- (1) 原創性比對結果，數字越大表示相似度越高(亦即原創性越低)，數值來自下方比對資源的加總(偶有小誤差係因小數位進位)；
- (2) 框內數字1 至5 代表抄襲比例排序，可按右側x 忽略掉該來源，系統將自動重新整理抄襲比例；
- (3) 可排除[引用字句(" ")/參考書目(Reference)/小的來源/小型相符結果]所佔的比例；
- (4) 可切換回文件檢視工具模式；
- (5) 提供4 種報告模式，分別是[相似度報告/內容追蹤/摘要報告/最大相符]形式；

相似度報告(Similarity):

為預設值,顯示"最佳化"相似度報告,可能會刪除一些雖有重複字句;

內容追蹤(content tracking):

完整顯示每一來源有重複的字數,即使不同相似來源,只要有重複字數皆計算%;

摘要報告(Summary):

隱藏被不同顏色標註的原文內容,只顯示最佳化相似來源字數和%;

最大相符(Largest Matches):

按照重複比例高低,逐一顯示最大相似來源,若相似來源間彼此有重複,須扣除曾重複出現的字數後再計算%和排列相似度高低

- (6) 可下載html 格式的原創性報告。



純文字報告畫面範例 - Similarity Report

Folder: Report video documents

Jump to: The Differences Between Rep... - 50%

iThenticate
Professional Plagiarism Prevention

The Differences Between Reporting Modes
By: Mark Rickson
As of: Tue May 29, 2012 03:06pm PDT
400 words - 2 matches - 2 sources

Similarity Index
50%
[show xml source](#)

Mode: Similarity Report

Exclude Quotes Exclude Bibliography Exclude small matches

This document will help clarify the differences

1 between the iThenticate report viewing modes. There are 4 modes but only 3 of them display different views. The summary report and the similarity report are identical except for the fact that the summary report does not display sources side-by-side with the document and instead displays the matching sources above the document. The Similarity Report is the default mode in which to view an iThenticate report. The Similarity Report basically shows you the best matches to sources in our repositories for the document. Even if the matches may be the best matches our system identifies it does not by any means mean that they are the only sources found for those particular matches or that the whole source's matching text

is displayed. For example let's say that a document is 400 words long and that Source A has 2 matches found for the document of 120 words and 40 words, so source A technically matches to 40% of the document.

2 Let's say that there is a second source that has a single match of 80 words to the document that contains the same 40 words of Source A's second match. Source B would be considered to match 20% of the document but the similarity report finds the best matches so it would display match 1 (120 words) from Source A and match 1 (80 words) of Source B. Source A would be displayed as a 30% match to the document

since its second match is contained in a larger better match from Source B. The content tracking mode using the same source information in the previous example would show two sources in the source list, revealing the total matching words and match percentage for each source. Source A would show 160 words and 40% similarity, while Source B would show 80 words and a 20%

例如:
本文檔長度為400個字,
來源A含有120個字和40個字兩筆和本文相似的文檔,
來源B有80個字和本文相似,
但其中40個字和來源A的第二個40個字文檔一樣,
則報告會顯示:
來源A有120/400=30%,
來源B有80/400=20%;
因為來源B相似字數大於來源A第二個文檔

純文字報告畫面範例 - Summary Report

46 words / 17% - Internet from 13-Dec-2014 12:00AM
en.wikipedia.org

36 words / 13% - Internet from 17-Jun-2009 12:00AM
animals.nationalgeographic.com

29 words / 11% - Internet from 08-Mar-2016 12:00AM
ggaunews.com

The Goliath of the Sea Blue Whale - Balaenoptera musculus The majestic blue whale, the goliath of the sea, certainly stands alone within the animal kingdom for its adaptations beyond its massive size.

At 30 metres (98 ft) in length and 190 tonnes (210 short tons) or more in weight, it is the largest existing animal and the heaviest that has ever existed.

Goliath is not only the physical embodiment of a giant, but also a symbol of the brute forces of nature. Despite their incomparable mass,

aggressive hunting in the 1900s by whalers seeking whale oil drove them to the brink of extinction.

But there are other reasons for why they are now so endangered. The blue whale's common name

純文字報告畫面範例 - Content Tracking Report:



Folder: Report video documents Jump to: The Differences Between Rep... - 50%

iThenticate
Professional Plagiarism Prevention

The Differences Between Reporting Modes
By: Mark Rickson
As of: Tue May 29, 2012 03:06pm PDT
400 words - 2 matches - 2 sources

Similarity Index
50%
[show xml source](#)

Mode: Content Tracking [Exclude Quotes](#) [Exclude Bibliography](#) [Exclude small matches](#)

This document will help clarify the differences

Source A

between the iThenticate report viewing modes. There are 4 modes but only 3 of them display different views. The summary report and the similarity report are identical except for the fact that the summary report does not display sources side-by-side with the document and instead displays the matching sources above the document. The Similarity Report is the default mode in which to view an iThenticate report. The Similarity Report basically shows you the best matches to sources in our repositories for the document. Even if the matches may be the best matches our system identifies it does not by any means mean that they are the only sources found for those particular matches or that the whole source's matching text

is displayed. For example let's say that a document is 400 words long and that Source A has 2 matches found for the document of 120 words and 40 words, so source A technically matches to 40% of the document.

Let's say that there is a second source that has a single match of 80 words to the document that contains the same 40 words of Source A's second match. Source B would be considered to match 20% of the

document but the similarity report finds the best matches so it would display match 1 (120 words) from Source A and match 1 (80 words) of Source B. Source A would be displayed as a 30% match to the document since its second match is contained in a larger better match from Source B. The content tracking mode using the same source information in the previous example would show two

160 words / 40% - Your Indexed Documents
[Source A.docx](#)
From: Tue May 29, 2012
This is source #1 in the Similarity report.
This source is partially hidden by one or more sources in the Similarity report.

80 words / 20% - Your Indexed Documents
[Source B.docx](#)
From: Tue May 29, 2012
This is source #2 in the Similarity report.

例如：
本文檔長度為400個字，
來源A含有120個字和40個字兩筆和本文相似的文檔，
來源B有80個字和本文相似，
但其中40個字和來源A的第二個40個字文檔一樣，

報告會顯示：
來源A有 $(120+40)/400=30\%$ ；
來源B有 $80/400=20\%$ ；

Folder: Report video documents Jump to: The Differences Between Rep... - 50%

iThenticate
Professional Plagiarism Prevention

The Differences Between Reporting Modes
By: Mark Rickson
As of: Tue May 29, 2012 03:06pm PDT
400 words - 1 match - 2 sources

Similarity Index
50%
[show xml source](#)

Mode: Content Tracking [Exclude Quotes](#) [Exclude Bibliography](#) [Exclude small matches](#)

This document will help clarify the differences between the iThenticate report viewing modes. There are 4 modes but only 3 of them display different views. The summary report and the similarity report are identical except for the fact that the summary report does not display sources side-by-side with the document and instead displays the matching sources above the document. The Similarity Report is the default mode in which to view an iThenticate report. The Similarity Report basically shows you the best matches to sources in our repositories for the document. Even if the matches may be the best matches our system identifies it does not by any means mean that they are the only sources found for those particular matches or that the whole source's matching text is displayed. For example let's say that a document is 400 words long and that Source A has 2 matches found for the document of 120 words and 40 words, so source A technically matches to 40% of the document.

Let's say that there is a second source that has a single match of 80 words to the document that contains the same 40 words of Source A's second match. Source B would be considered to match 20% of the document but the similarity report finds the best matches so it would display match 1 (120 words) from Source A and match 1 (80 words) of Source B. Source A would be displayed as a 30% match to the document

since its second match is contained in a larger better match from Source B. The content tracking mode using the same source information in the previous example would show two sources in the source list, revealing the total matching words and match percentage for each source. Source A would show 160 words and 40% similarity, while Source B would show 80 words and a 20% similarity. A main difference with the Content Tracking report is that it only shows the matching text within the document for the selected source from the source list. The Largest Matches report mode using the same source example would look for the source with the largest match. Therefore it would display in the source list Source A as a 40% match and display the full 160 words and then show Source B as a 10% match and show the 40 words that does not overlap with Source A.

160 words / 40% - Your Indexed Documents
[Source A.docx](#)
From: Tue May 29, 2012
This is source #1 in the Similarity report.
This source is partially hidden by one or more sources in the Similarity report.

80 words / 20% - Your Indexed Documents
[Source B.docx](#)
From: Tue May 29, 2012
This is source #2 in the Similarity report.

Source B



純文字報告畫面範例-Largest Matches Report

Folder: Report video documents

Jump to: The Differences Between Rep... - 50%

iThenticate
Professional Plagiarism Prevention

The Differences Between Reporting Modes

By: Mark Rickson

As of: Tue May 29, 2012 03:06pm PDT
400 words - 3 matches - 2 sources

Similarity Index
50%
[show xml source](#)

Mode: Largest Matches

[Exclude Quotes](#) [Exclude Bibliography](#) [Exclude small matches](#)

This document will help clarify the differences

between the iThenticate report viewing modes. There are 4 modes but only 3 of them display different views. The summary report and the similarity report are identical except for the fact that the summary report does not display sources side-by-side with the document and instead displays the matching sources above the document. The Similarity Report is the default mode in which to view an iThenticate report. The Similarity Report basically shows you the best matches to sources in our repositories for the document. Even if the matches may be the best matches our system identifies it does not by any means mean that they are the only sources found for those particular matches or that the whole source's matching text

is displayed. For example let's say that a document is 400 words long and that Source A has 2 matches found for the document of 120 words and 40 words, so source A technically matches to 40% of the document.

Let's say that there is a second source that has a single match of 80 words to the document that contains the same 40 words of Source A's second match. Source B would be considered to match 20% of the

document but the similarity report finds the best matches so it would display match 1 (120 words) from Source A and match 1 (80 words) of Source B. Source A would be displayed as a 30% match to the document

1 160 words / 40% - Your Indexed Documents
[Source A.docx](#)
From: Tue May 29, 2012

2 40 words / 10% - Your Indexed Documents
[Source B.docx](#)
From: Tue May 29, 2012

例如:
本文檔長度為400個字,
來源A含有120個字和40個字兩筆和本文相似的文檔,
來源B有80個字和本文相似,
但其中40個字和來源A的第二個40個字文檔一樣,

則報告會顯示:
來源A有(120+40)/400=40%,
來源B有(80-40)/400=10%;
因為來源B相似字數須減掉來源A第二個文檔



單元八、常見問題 Q&A

關於常見問題，敬請參考 iThenticate Q&A 專區 <http://www.igroup.com.tw/ithenticate/faq/>

